



## 2023 Staff Handbook Index

Page 02.....	Doctrinal Statement
Page 03.....	Camp Northwest Objectives
Page 04.....	Directors, Staff, and Chain of Command
Page 05.....	Mailing Address, Emergencies, Counselor “Ten Commandments”, Arrival and Check-in,
Page 06.....	Parking/Vehicles, Guest Check-in, Kitchen Staff, Counselor/Camper Orientation
Page 07.....	Camper Rules, Dress Code, Hygiene
Page 08.....	Showers Medication & Nurse, Lost and Found
Page 09.....	God and I Time, Morning Chapel, Evening Rally
Page 10.....	Cool Downs, Cabin Cleaning
Page 11.....	Bathroom Cleaning
Page 12.....	Meal Times, Cabin Pictures
Page 13.....	Snack Shop, Swim Time & Waterfront
Page 14.....	Canoes, Paintball, Music Competition, Preaching Class,
Page 15.....	Cabin of the Year, Team Winners of the year, Individual Events
Page 16.....	Expectations for Team Leaders and Assistant Counselors
Page 17.....	Map of Camp Property
Page 18 - 22 .....	Counselor Afternoon Assignments
Page 23 - 27 .....	Games
Pages 28 -29.....	Frisbee Golf
Pages 30 - 35 .....	Master Schedule
Page 36.....	Basketball/Volleyball/Soccer Schedule
Page 37.....	Daily Count Sheet
Page 38 .....	Star Explanation
Page 39.....	Cabin Stars Tally Sheet
Page 40.....	Saturday Check-Out and Schedule

# CAMP NORTHWEST DOCTRINAL STATEMENT

- We believe that the Old and New Testament Scriptures are verbally inspired by God and are inerrant in the original writings, and that they are the supreme and final authority in faith and life.
- We believe in one God, eternal, omnipotent, omnipresent, omniscient, manifesting Himself in three Persons--Father, Son, and Holy Spirit; one in nature, equal in attributes, power, and glory.
- We believe that the Lord Jesus Christ was begotten by the Holy Spirit, born of the Virgin Mary, and that He is 100% God and 100% man.
- We believe that God created man in His own image and in a state of innocence, but man willfully transgressed God's law and lost communion with God, becoming dead in sin, corrupt in nature, and incapable of pleasing God.
- We believe God has irrevocably ordained each person as a man or a woman. Marriage, which is the only appropriate place for sexual activity, can only be between one man and one woman.
- We believe that the Lord Jesus Christ died for our sins according to the Scriptures as a representative and substitutionary sacrifice, and rose again for our justification; and all who believe in Him are justified on the ground of His shed blood and are saved by grace through faith wholly apart from human merit or works.
- We believe that all who receive the Lord Jesus Christ by faith are born again by the Holy Spirit through the Word of God and thereby become the children of God, possessing eternal life.
- We believe in the resurrection of the crucified body of our Lord, in His ascension into heaven, and in His present life there for us as High Priest and Advocate.
- We believe in the personal and visible premillennial return of our Lord and Savior, Jesus Christ, to reign upon the earth.
- We believe in the bodily resurrection of all the dead: the saved to a life of eternal glory and bliss in heaven with God; the unsaved to eternal judgment of conscious suffering in the lake of fire.
- We believe in separation from all worldly practice, in whole-hearted devotion to the cause of Christ, in a high standard of Christian conduct. Since such separation, devotion, and standards are the only scriptural basis for a useful Christian life. For this reason we oppose all practices which hinder Christian growth and detract from Christian influence.
- We believe it is necessary to hold sound and aggressive scriptural convictions of separation from liberalism, apostasy, and compromise with unbelief.

# CAMP NORTHWEST OBJECTIVES

## **Physical Objectives:**

- To provide for healthy physical growth
- To help campers develop good health habits (cleanliness, proper rest, balanced diet, exercise, and proper care of their bodies as God's temples)
- To provide a program suited to campers' abilities and interests
- To provide an atmosphere conducive to good mental health and free from tension

## **Social Objectives:**

- To provide a profitable experience with Christians living together in an unselfish and Christ-like manner
- To provide an opportunity for each camper to make a contribution to the group
- To develop a spirit of comradery and teamwork
- To learn to be cooperative and to respect others' property
- To develop a sense of social responsibility
- To provide Christian fellowship and friendships
- To gain an appreciation of the contribution of others

## **Personal Development Objectives:**

- To help campers make right decisions and to accept the consequences of wrong decisions
- To stimulate creativity and independence
- To increase understanding and appreciation of God's creation
- To develop a variety of skills which may be useful in adult life
- To help campers think, analyze, judge, and make wise choices
- To learn to be good stewards of God's creation (conserve natural resources)
- To provide time for campers evaluate their own goals and achievements

## **Spiritual Objectives:**

- To give each camper the opportunity to receive Christ as his or her personal Savior
- To develop a sense of Christ-esteem
- To help each camper grow in the Lord during camp through increased knowledge of God's Word, developing good habits of Christian living, including a devotional time in the Word and prayer each day
- To help guide campers toward maturity in Christ by putting Him first in every area of their lives
- To encourage spiritual decisions at each camper's level of readiness
- To develop Christian leadership skills that can be used in their local church, work, and community.
- To help campers find God's purpose for their lives.

# Directors and Program Staff

**Camp Director:** Pastor Nathan Damm (541-228-4461)

**Program Director:** Moriah Merrill (541-232-7163)

**Medical Director:** Dian Douthit (541-505-4747)

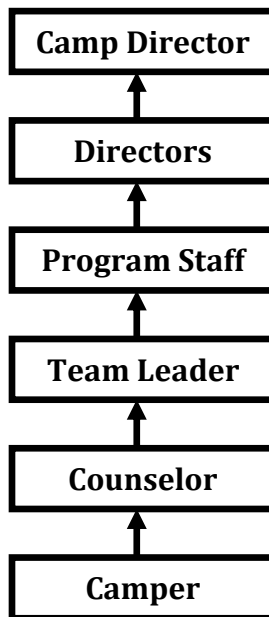
**Kitchen Director:** Donald Glasenapp (228-297-2468)

**Worship Director:** Cliff Cox (206-300-3699)

## Program Staff:

- Program Assistant - Ben Douthit (541-505-4748)
- Snack Shop Coordinator - Kelly Damm (541-556-3916)
- Waterfront Supervisor - Tammi Wilson (503-702-1993)
- Medical Assistant - Adam Wolfe - (219-789-2349)
- Kitchen Assistant - Anna Eaton
- Lifeguard - Pastor Josiah Sansone
- Pianist - Zack Baker
- Water & Safety - Doug Douthit, Joe Dunlap
- Audio & Video - Scott Scheurman, Jeff Grimes, Mark Dukeshier

## The Chain of Command and Communication



## Mailing Address

For those wanting to send letters or postcards from home while camp is in session, the address for the camp is below. To ensure that the mail will arrive on time, do not send mail after Wednesday during the camp week.

**Mayfield Lake Youth Camp**  
**c/o "person's name"**  
**394 Winston Creek Rd.**  
**Mossyrock, WA 98564**

*Camp Northwest is not responsible for mail/packages that arrive after the camp week.*

## Emergencies

The number at Mayfield Lake Youth Camp is (360) 985-2972.

*(See the "Medication & Nurse" Section)*

## Counselor's Ten Commandments

1. Read the Staff Handbook and Counselor Manual, BEFORE you come to camp. Bring them with you to camp.
2. Pray for your campers before you get to camp.
3. Exercise and stretch before camp
4. Bring flip flops for showers/lake
5. Bring a coffee cup/mug for "get-up-and-go" juice.
6. Bring some warm clothes and a rain jacket.
7. Bring an old pair of shoes, a flashlight, a hat, and an extra towel.
8. Bring decorations to promote the theme, help with morale, and team spirit.
9. Have a positive faith attitude on the way to camp and especially during camp.
10. Come with a desire to make a difference by speaking the truth in love and by living the Christian life in front of your campers.

## Arrival and Check-in *(Check-in is Monday 12:30PM - 2:30PM)*

**STAFF** - Upon arrival, go to the registration table where you will receive your counselor packet, a name lanyard, and turn in your snack shop money. The packet will provide you important info like who is in your cabin and campers medical needs. After you complete check-in, make sure those who rode with you are checked in as well then find your cabin and be ready for your first meeting.

**CAMPERS** - Check-in by last name at the registration tables. Turn in snack shop money, receive cabin assignment, your ID lanyard, meet our medical staff for a health screening and turn in any medication (except asthma inhalers). Campers will be stamped to verify that they have been checked by medical staff. Campers must Check-in before unpacking.

## **Parking and Vehicles**

After registration is completed by your church or those who drove a vehicle, you **MUST** move your vehicle to the parking area for the week. Parking is in field across the road, on the east side of the chapel building. Please lock all vehicles. Please do not block any roads or driveways. To unload/load you may drive your church van or bus along the road above the boys cabins. No one is to be driving their vehicle around or on the camp property during camp without the Camp Director's permission.

## **Guest Check-in**

All guests must sign in and sign out at one of the guest tables (one at the dining hall and one at chapel). All guests must also communicate with Pastor Nathan upon arrival. All guests staying for meals need to call Pastor Nathan before coming so the cook can prepare enough food. You can reach Pastor Nathan at (541) 228-4461. There is a charge for meals and staying the night. Please go to [campnorthwest.org](http://campnorthwest.org) for guest information.

## **Kitchen Staff**

You will be assigned to either the food prep, serving, or set-up/clean-up crew. You will receive a schedule at camp of meals and work times from the Kitchen Director, Don Glasenapp. For questions call 228-297-2468. Your Bunk assignment will be given at registration.

Washington Health Department only requires the Kitchen Director to have a food handlers card. The camp also has a temporary food license for the week.

## **Counselor/Camper Orientation**

Introduce yourself and let them know that you are there to be a help and a friend, but the rules must be followed. Make sure that you have the right campers in your cabin. All cabin changes must be approved by the Administrative Director. Go over the rules with them. When talking about rules, try to give them the moral reasons, "why" we have rules. The S.O.S. (Safety, Organization, Service) principle can be used to explain the standards. Let them know that there are four teams and most importantly what team they are on.

Challenge them to participate in all activities, work as a team, and to do their best. Tell them what it will take to win cabin of the year. Promote the camp theme. You can also go over your cabin assignments for the week.

Let your kids know how their lanyards/ID tags will be used throughout the day, especially at the snack shop. Lanyards should not be taken to the lake to avoid being damaged. Make sure campers visit the nurse each day and take any medication that has been prescribed to them. The nurses will make sure the campers get their meds, but the campers need to be reminding themselves of this as well.

# Camper Rules

- Campers should not be in restricted areas (i.e. the woods) without a counselor present.
- Stay out of others' cabins
- No physical contact with the opposite sex
- No continual disobedience
- No guns, knives, weapons, explosives, etc.
- No drugs or smoking
- No vandalizing
- No hand held electronics (cell phones, radios, CD, MP3 players, gaming device, etc.) (staff can let campers use their phone, if needed)
- No questionable/inappropriate magazines/comic books
- A camper will be corrected appropriately upon breaking any of these rules. And could result in dismissal from camp.

# Camp Dress Code

## For Girls:

- All attire must be loose fitting and, at least, knee length.
- Tank tops, low necklines, & tight-fitting clothing are not acceptable camp attire.
- Modest skirts or dresses are preferred for evening services.
- Swimsuits should cover the midsection/stomach. (i.e. one-piece or tankini)
- Clothing must be worn over your swim suit going to and from the lake. (a towel wrapped around you is not considered clothing)
- A shirt and shorts must be worn over swim suits on the waterslide

## For Guys:

- Loose fitting shorts or jeans may be worn for recreation.
- No tank tops or cut off shirts.
- Casual pants and collared shirts are preferred for evening services.
- A modest bathing suit may be worn for swimming
- A t-shirt should be worn to and from the lake
- Shirts must be worn on the waterslide
- Hats should be removed inside the chapel building.

*Any Concerns about clothing*

*should be brought to a team leader of the same gender.*

*Camp Northwest reserves the right to ask anyone to change his/her clothing if, in the estimation of the staff, it does not comply with these standards.*

# Hygiene

Campers should be reminded of personal hygiene and cleanliness. Hands should be washed frequently, especially after using the bathroom. Showers should be taken daily and personal sleeping areas kept clean. All trash should be deposited in appropriate containers. Encourage campers to drink plenty of water. This helps with constipation and dehydration.

# Showers

Campers may shower only during the following times:

- Before flag raising
- During swim time or free time
- Showers may only be taken from 6:00AM to lights out

# Medication and Nurse

The camp medical staff is available to treat minor injuries and illnesses (cuts, scrapes, headaches, stomachaches, etc...). Also beware that the dust at camp may cause sinus headaches. If a camper has one of these problems it should be reported to the nurse or other medical staff immediately. The medical team info is listed below:

**Head Nurse:** Dian Douthit 541-505-4747

**Assistant Nurse:** Adam Wolfe 219-789-2349

All medication should be submitted to the medical staff during registration at the medical table. Campers should keep their medication where they can easily access it when they arrive at camp. **Each church should have one adult who is aware of each camper's medication and help the camper turn the medication into the nurse. One adult from each church should pick up medication from the nurse on Saturday before going home.**

Medication brought to camp **MUST** be checked in with the camp nurse at registration. All prescription medications **MUST** be in the original container with the camper's name, name of medication, and directions clearly marked on the pharmacy label. Over-the-counter medications can only be provided by the camp nurse and staff. The camp nurse has non-prescription medicines in the event of a minor illness or injury. Medication will be given out to campers at breakfast, dinner, after evening chapel, or at another specified time.

Please use extra precaution when blood or other bodily fluids are involved. There should be NO skin to bodily fluid contact. Medical gloves should be worn when coming in contact with any bodily fluids. Gloves will be given out during the counselor orientation meeting on Monday. Make sure that you know the location of the medical staff after lights are out. Do not move a hurt camper but call for medical help.

# Lost and Found

Items found will be placed on the benches outside the chapel. Have campers check the lost and found periodically. Items not claimed by Saturday morning, will be thrown away or donated. Only items that seem of "value" will be kept for two weeks following camp. Requested items can be mailed at owners expense. Campers should initial personal items to help them identify their personal belongings.



# God and I Time

Some campers may not know what personal devotion time is. The first day of "God and I Time" counselors should explain how to have personal time with the Lord. Bible reading and passage memorization should be explained at this time.

Personal time with God should include:

- Prayer before reading
- Bible reading
- Scripture memorization
- Thanking and praising the Lord
- Praying for others and yourself

For each completed daily devotional section, the camper should receive a star. Follow the Camper Service Booklets for devotions and stars. The counselor will listen individually to campers as they recite memory passages. Each memory passage must be quoted in its entirety to a counselor. The counselor will put his/her initials next to the passage and/or devotional that was completed. For each memory passage, quoted in its entirety, the camper will receive a green star. Stars earned should be recorded on the cabin competition sheet along with the and turned in to the Program Director at the counselor meeting Friday evening

Memory passages should not be checked until the camper's devotions for that day are completed during God and I Time. After God and I Time, campers may work on memory passages. Make sure your campers take this time seriously. Counselors are also encouraged to memorize passages for team points!

# Morning Chapel

For morning chapel campers will sit according to teams. The auditorium is divided into four quarters. Looking from the back of the chapel from left to right, the first (farthest left) quarter seats the Warriors, the second seats the Knights, the third is the Guardians (Green), and the last is the Conquerors .

# Evening Rally

The Evening Rally is to be a special time, filled with songs, specials, and preaching. Campers and counselors may sit wherever they like during the evening rally. Please correct ANY campers who are not acting appropriately during the services. Discourage any bathroom needs during services, especially during the message. The purpose of the Evening Rally is to draw campers closer to the Lord. Some need to be saved, some dedicated, some surrendered to service. Decision cards are to be filled out by counselors for those campers they deal with personally. We do not take for granted that the camper is saved. Please fill out the decision card in its entirety, especially the church name that the camper attends. Please be ready to respond and counsel with campers as instructed! The Decision cards should be given to the Administrative Assistant at the end of the service or as soon as you see him.

# Cool Downs

Before lights out on the camp schedule, we have what we call "Cool Down". The counselor can go over questions or thoughts from the lessons that day. This is a great time to help campers personally apply the truths they learned. A cool down should last 15 - 20 minutes. Lights can be turned off during this time. You will not be penalized for spiritual conversations for quiet cabin..

## Cabin Cleaning *(Before Breakfast)*

Counselors should assign cleaning duties to different individuals every morning. Each cabin and area should be free of dirt, dust, empty pop cans, candy wrappers, Ect.... Clothing should be hung up neatly or put away in luggage. Beds should be made and all belongings neat and tidy at all times. Cabins will be inspected every morning before chapel and points awarded to clean cabins (0 for 70-79%, 3,000 for 80-89%, 5,000 for 90-99%, 10,000 for 100%, 15,000 for cleanest cabin).

-10,000 will be given to those who fail clean cabin and -10,000 points for failing quiet cabin at night. See sample form used for clean cabins .

<b>Cabin Cleaning</b>	
Date: _____	Cabin # ____
OUTSIDE - picked up	10
OUTSIDE - creative ideas	10
INSIDE - creative idea	10
TRASH CAN - empty, in place	5
FLOOR - dirt, dust, grass	20
LUGGAGE/SHOES - lined up neat	10
BEDS - made properly, neat	10
NEATNESS - overall appearance	20
TREAT -	5
NEGATIVE STUFF -	
<b>TOTAL POINTS:</b>	

# Restroom Cleaning

A cleaning schedule will be supplied in each counselor packet. Restroom cleanings are to be done every morning during breakfast. Cabins scheduled for restroom cleaning should come to Pre-shift breakfast at 8 AM. This includes the restroom areas near the boys cabins and the main lodge. Counselors from the cabins listed are responsible for assigning necessary campers to clean the bathroom area. A list of clean-up procedures will be posted in each bathroom and are listed below. Sweeping, tidying up, cleaning the toilet and sink areas should be done during this time. Cleaning supplies should be in each of the restrooms and possibly in the laundry room for the staff bathrooms.

*Do not re-stock restrooms with toilet paper and paper towels.  
The caretaker will restock everything.*

## Supplies you should have in restroom / storage room behind kitchen:

- Broom
- Dust pan
- Squeegee
- Mop
- Garbage bags

## Supplies contained in a bucket that will be provided outside of the girls restroom:

- 1 bottle of disinfectant spray
- 1 roll of blu shop towels
- Disposable gloves
- White trash Bags
- 2 sponges

## Cleaning Procedures

1. Put all Trash in garbage cans.
2. Spray Toilets inside/out with cleaner in spray bottle, use Toilet brush inside and wipe outside with Shop rags! There should be a pair of gloves for you.
3. Spray sinks, mirrors & counters w/cleaner, wipe with Sponge!  
***(DO NOT use paper towels to clean)***
4. Remove Mats and sweep entire floor.
5. Thoroughly Scrub Showers from edges to center.
6. Replace Mats
7. Mop entire floor w/Bleach Water on **SATURDAY only**. Connect water hose to faucet and spray down entire bathroom. Only do this if extremely dirty.  
Use squeegee to remove excess water from floor, pushing water to floor drains or outside.
8. Sweep sidewalk outside

**DO NOT throw away the sponges!**

# Meal Time

All meals are served by our staff. Immediately before breakfast and dinner, all campers meet at the flagpole for prayer and flag raising or lowering. Then for breakfast and dinner only, Girls line up at the back main lodge door and the boys will line up in the front. Portions are normally limited at first: After everyone has gone through the line once, seconds are allowed. When being seated please fill in the tables towards the rear (fire place) of the dining hall first. There should be no less than eight per table, preferably ten per table.

## Clean-up:

Campers at each table will be required to do the following:

- Stack any cups, bowls, plates, and pitchers. Place eating utensils by kind in an empty a cup. Take all items to the back of dining hall (by fire place). Do not return items individually.
- Scrape any food from bowls/top plate into trash can.
- Assign campers for each responsibility.
- Wipe table and remain there until dismissed by counselor.
- Fold tables up after lunch and dinner.

## Trash Monitor:

At each meal, a counselor and his/her cabin are assigned as trash monitors. The trash monitor is responsible for the following:

- Help keep cups, utensils, bowls and trash separate as the campers bring them back during clean-up.
- Make sure metal utensils/silverware are not thrown away but placed in the proper container
- Make sure the designated camper is bringing multiple items at once. (ex. 10 bowls, 10 cups)
- Trash monitors for that meal will be first in line to eat for lunch and dinner and **(Preshift for breakfast)**.

Counselors, do not let campers leave the table until they have finished cleaning up. If there are large numbers of campers, the girls cabins will rotate to eat at the outside tables during different meals.

# Cabin Pictures

At the end of the week, Camp Northwest provides a picture to every person at camp to remind them of their time at camp. Pictures will be taken in the morning after flag raising. The location will be by the carved bears behind the dining hall.

TUESDAY: Warriors and Knights  
WEDNESDAY: Conquerors and Guardians

If your cabin has bathroom cleaning the same day you are scheduled for pictures, be sure to have your picture taken the other day. If you are unavailable both days, let the photographer know and have your picture taken Thursday morning.

# Snack Shop

All snack shop money must be given at check-in on Monday from 12:15 - 2:30PM, if you wish to buy anything in the Snack Shop. A ID card will be filled out with your name, cabin and amount of money given.

Lanyard ID cards will be used to track payment at the Snack Shop. Campers should keep their ID cards with them at all times (except the lake). Anyone found using someone else's ID card without permission will be immediately dismissed from camp. If an ID card is lost it should be reported to the snack shop director immediately by both the camper and counselor. The staff at the snack shop will issue a new ID card.

Those who have a \$20 credit for snack shop from the Buddy Scholarship, will need to show their Buddy Scholarship card.

ID lanyard cards will show the remaining balance available. unspent money can be collected in front of the Snack Shop on Friday during open hours. Money not picked up on Friday can be picked up Saturday morning before closing remarks.

### *Free items can be up to \$1.50*

**Counselors** - Receive a free item on Thursday. Those serving for 5+ years receive a free item each day.

**Kitchen Workers** - Receive a free item each day, Those serving 5+ years can receive 2 free items.

*Counselors should record campers remaining balance each day on the worksheet located in the back of this book.*

# Swim Time / Waterfront Guidelines

- The lifeguard on duty has final authority at the lake. All campers must pass a swim test conducted by the lifeguard, in order to swim in the deep end of the lake without wearing a personal flotation device (PFD). Those who pass the swim test will receive a swim bracelet. The swim test consist of freestyle from shallow end to the dock. Then backstroke back to the shallow end.
- No swimming without a lifeguard present!
- Life jackets must have all buckles fastened.
- Life jacket should not reach above the ears when fastened.
- Do not swim outside the designated swimming area.
- No throwing rocks, sticks, sand, or mud.
- Do not climb on the rocks. On the
- To be on the dock you must have either a swim bracelet or a life jacket on.
- Only one person on the diving board at a time
- One bounce off the diving board
- No pushing or throwing people in
- No running on the dock
- Inner tubes should be kept away from the diving boards.

### **Canoes:**

- 2-3 people in a canoe
- Everyone must wear a life jacket
- At least one person must have a swim bracelet and demonstrate the ability to maneuver the canoe if they want to go out without a counselor.
- A canoe monitor will assist you in and out of the canoe
- Canoes must stay within the designated area where monitors can see you.
- No standing, rocking, splashing or getting out of canoe.
- Canoes can stay out for 20 or 30 minutes at a time.
- The canoe monitor must keep track of time and location of canoes.
- How to row (place one hand on top of oar, place other hand in the middle of oar, place bottom black part of oar in water and row)

## **Paintball**

All campers and counselors must check-in any personal CO2 and paintballs at registration on Monday. The amount each person spends will be taken off their ID lanyard cards. When arriving at the paintball area, please sit down as a team.

### **Cost:**

- \$6.00 for CNW paintball gun, mask, and 100 paintballs
- \$3.00 per 100 additional paintballs
- \$2.00 for a 20oz tank refill
- \$1.00 for a 12oz and 9oz tank refill

## **Music Competition**

Three different competitions will be held for campers and counselors: vocal solo, instrumental solo, and vocal ensemble. See the afternoon schedule for specific times. Those participating need to line up an accompanist before the competition. Make sure to bring sheet music for the accompanist. Help campers sign up for a time that works best in their schedule. Each person competing may only compete once per day.

## **Preaching Class**

A class for guys interested in preaching will be held on Tuesday from 1:30 to 2:45 pm. On Wednesday guy campers will sign up for a 7 to 10 minute message to share with our panel of leaders that will evaluate participants based on, quality of content, delivery, and pulpit presence. Students will receive a red star for attending the preaching class. A silver or red star will be given based on the camper's message evaluation.

## **Cabin of the Year**

Awards will be presented to all campers and the counselor whose cabin is chosen for 1st and 2nd place "Cabin of the Year." Many or all of the following are considered when choosing "Cabin of the Year:"

- Cleanest cabin during the week
- Lights out & quiet each night
- High points for devotions & verse memorization
- Visible godly traits
- Good participation in all are,
- Few / no privileges rescinded

## **Team Winners of the Year**

An award will be given to the 1st and 2nd place team leaders at the end of the week.

## **Individual Event Winners**

Campers may compete in scheduled events to earn a awards for 1st, 2nd, or 3rd place. These events include but are not limited to Music, 3k Race, and Bible Memory Challenge. A award for Bible Memory is given to the top 14 campers who complete all of the memory verses and sign the list first.

## **TEAM LEADER EXPECTATIONS**

A Team Leader Should...

- Be energetic in spirit to excite and encourage his team.
- Aim to get everyone on the team involved in some way.
- Guide and help his fellow counselors in explaining activities, and camp schedule
- Hold team meetings to encourage campers to earn points through verses, devotions, competitions, etc. also use meetings to organize your team for the day's competitions and to get them excited about games/activities.
- Help choose participants for morning and evening chapel activities.
- Be on time to morning staff meetings
- Assists the camp staff and be willing to help as needs arise. Be a servant!
- Be involved but also be willing to delegate responsibilities to the other counselors. Remember, it is good to receive input from others!
- Sets goals for his team and push them to meet those goals.
- Lead with a Godly example that points to Christ.

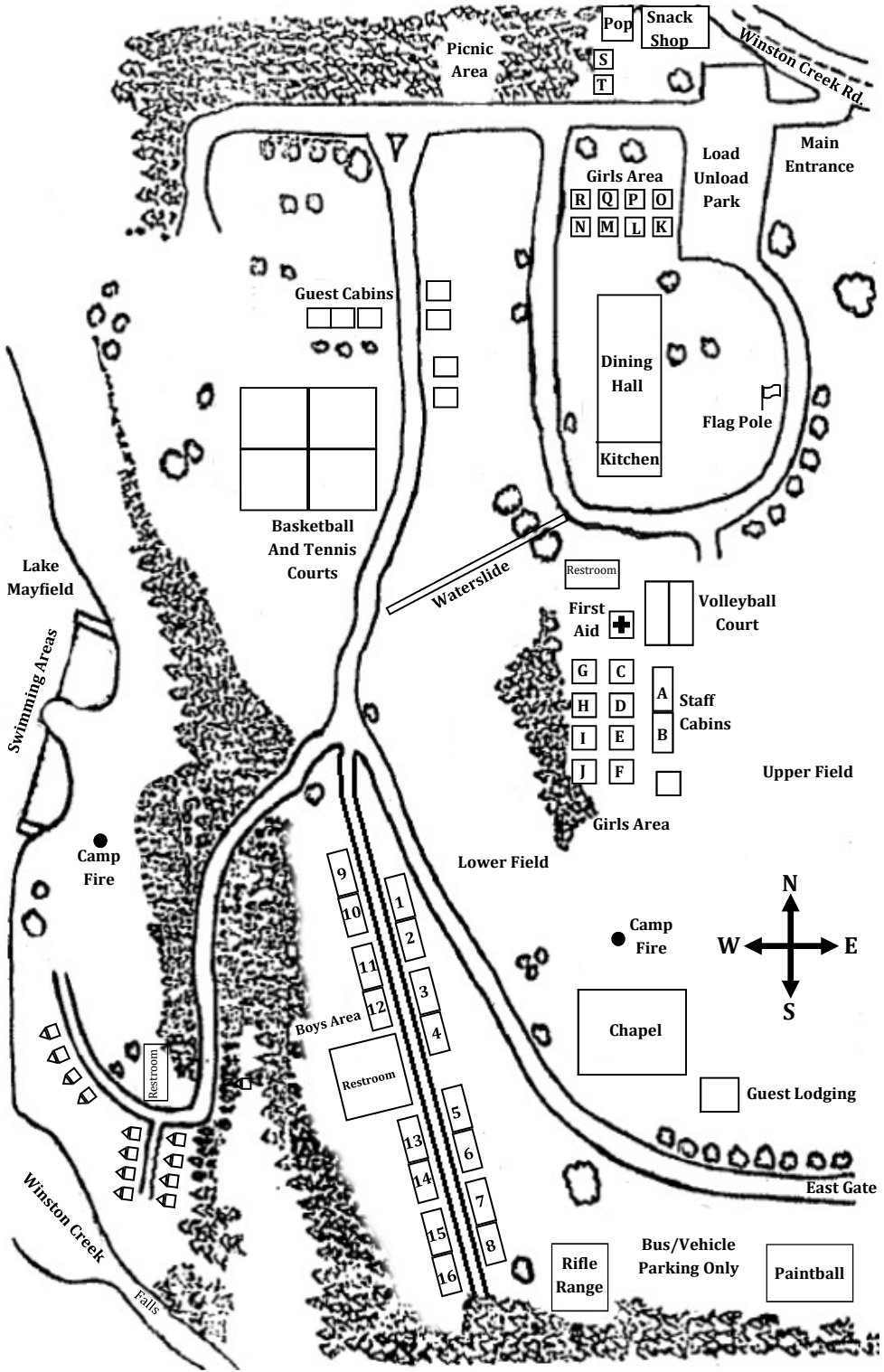
## **ASSISTANT COUNSELOR EXPECTATIONS**

An Assistant Counselor Should...

- Assist their head counselor or team leader in whatever tasks are needed. A Team Leader has responsibilities that call him away from his cabin (staff meetings, leading games, conducting team meetings, etc.) an assistant will often be in charge of the cabin while the Team Leader is away.
- Be a Godly example to campers.
- Stay with their campers for all activities throughout the day unless they have an afternoon responsibility (snack shop, canoe monitor, waterslide, etc.).
- always communicate with their head counselor to let the head counselor know where they are at.
- Help lead cabin clean-up while the team leader is at morning staff meeting.
- Help their head counselor keep track of camper stars and money totals in their staff handbook.
- Help campers with their devotions and memory verses during "God and I" Time.
- Help remind campers when it is time to take medications.
- Keep a humble and teachable spirit. Don't be afraid to ask questions or advice from others. Assistant Counselors are often being trained to be lead counselors
- Be prepared to fill whatever role is needed by the camp staff as something could come up with another counselor or even in the kitchen.

As a leader, where are you taking the people following you?





# **Counselor Afternoon Assignments**

# Basketball

## Area:

Basketball Courts

## Responsibilities:

You will help coach the boys/girls that show up for basketball. Please record the outcome for each game at the dining hall announcement board.

## Championship Game:

You will want to narrow your team down to the 7 best players for your team.

**Boys**—Will Play a 3v3 Round Robin Style Tournament. We will be looking at wins and point differential to determine first and second place.

**Girls**— The Warriors (Red) and Knights (Blue) will play against the Conquerors (Yellow) and Guardians (Green). 5 players from each team for a combined team of 10 players. The Game will be played full court 5v5

## Championship Game Rules:

- The game will have two 20 minute halves.
- The clock will keep running except for the last two minutes of each half and when a timeout is called. Equal playing time encouraged when subbing.
- Each team may have two timeouts per half. A timeout is for one minute.
- There will be a timed eight minutes for half time.
- No free throws.
- All other basketball rules apply.

<b>Boys Basketball Schedule</b>		
<b>Tuesday</b>	Warriors (Red) and Guardians (Green)	1:00 - 2:00
	Conquerors (Yellow) and Knights (Blue)	2:00 - 3:00
<b>Wednesday</b>	Warriors (Red) and Knights (Blue)	1:00 - 2:00
	Conquerors (Yellow) and Guardians (Green)	2:00 - 3:00
<b>Friday</b>	Warriors (Red) and Conquerors (Yellow)	11:00 - 12:00
	Guardians (Green) and Knights (Blue)	11:00 - 12:00

<b>Girls Basketball Schedule</b>		
<b>Thursday</b>	Championship (W & K vs. C & G)	11:00 - 12:15

# Volleyball

## Area:

Volleyball courts on upper field

## Responsibilities:

You will help coach the boys/girls that show up: pep talks, Please record the outcome for each game at the announcement board in front of the dining hall.

## Championship Game:

A round robin tournament is being played throughout the week to determine the champion team. Based off of wins and losses and least amount of sets lost.

## Game Rules:

- The first team to reach 25 points wins the set (rally score)
- The first team to two sets wins the match
- Six players per team on the court at one time
- You can sub in players during dead balls. Try to have equal playing time.
- Normal volleyball rules apply.

<b>Boys Volleyball Schedule</b>		
<b>Tuesday</b>	Knights (Blue) vs Conquerors (Yellow)	1:00 - 2:00
	Guardians (Green) vs Warriors (Red)	2:00 - 3:00
<b>Wednesday</b>	Conquerors (Yellow) vs Guardians (Green)	1:00 - 2:00
	Warriors (Red) vs Knights (Blue)	2:00 - 3:00
<b>Friday</b>	Guardians (Green) vs Knights (Blue) <b>COURT 1</b>	1:00 - 2:00
	Warriors (Red) vs Conquerors (Yellow) <b>COURT 2</b>	1:00 - 2:00

<b>Girls Volleyball Schedule</b>		
<b>Tuesday</b>	Knights (Blue) vs Warriors (Red)	3:00 - 4:00
	Guardians (Green) vs Conquerors (Yellow)	4:00 - 5:00
<b>Wednesday</b>	Conquerors (Yellow) vs Knights (Blue)	3:00 - 4:00
	Warriors (Red) vs Guardians (Green)	4:00 - 5:00
<b>Friday</b>	Conquerors (Yellow) vs Warriors (Red) <b>COURT 1</b>	3:00 - 4:00
	Knights (Blue) vs Guardians (Green) <b>COURT 2</b>	3:00 - 4:00

**Friday @ 2:00 - 3:00**

Boys Camper/Counselor Volleyball Game

**Friday @ 4:00 - 5:00**

Girls Camper/Counselor Volleyball Game

# Soccer

## Area:

Upper field

## Responsibility:

You will help coach the boys/girls that show up for Soccer. Please record the outcome for each game at the dining hall announcement board.

## Championship Game

**Girls**— Will Play a Round Robin Style Tournament.. We will be looking at wins and goal differential to determine first and second place.

**Boys**— Thursday will be championship game between the Warriors (Red)/Knights (Blue) vs Guardians (Green)/Conquerors (Yellow).

Find 6 players from each team to form the combined team.

## Rules:

- Play 2 periods that last 18 minutes each. Incorporate an 8 minute half time. Use dead balls to sub in new players.
- There can only be 12 or less players for each team.
- Each team should play 7 players at a time.
- All players must play in order to receive a star.
- In the event time has expired, go directly into a shootout. Each team will have 5 players attempt to shoot. If still a tie after all players have taken a shot, select 5 different players to shoot. Continue until there is a declared winner.
- All other soccer rules apply.

Girls Soccer Schedule		
Tuesday	Conquerors (Yellow) and Guardians(Green)	3:00 - 4:00
	Warriors (Red) and Knights (Blue)	4:00 - 5:00
Wednesday	Warriors (Red) and Guardians (Green)	3:00 - 4:00
	Conquerors (Yellow) and Knights (Blue)	4:00 - 5:00
Friday	Knights (Blue) vs Guardians (Green)	11:00 - 12:00
	Conquerors (Yellow) vs Warriors (Red)	11:00 - 12:00
Boys Soccer Schedule		
Thursday	Championship Games (W & K vs. G & C)	11:00 - 12:15

# Snack Shop

## Area:

The snack shop is located behind the girls cabins by the main road

## Responsibility:

There will be a training meeting at 1:30 pm on Tuesday. You will be assisting the person over snack shop with the purchase of the snacks and drinks from 2:00 - 4:00 on Tuesday, Wednesday, and Friday. Thursday will be from 2:30 - 4:00.

# Music Competition

**Area:**

Chapel

**Responsibilities:**

You will help the music competition leader in judging the music competitions.

Music Competition Schedule		
Tuesday	Vocal Solo	4:00 - 5:30
Wednesday	Instrumental Solo	4:00 - 5:30
Thursday	Vocal Ensemble	4:00 - 5:30

# Paintball

**Area:**

Paintball field behind the chapel

**Responsibility:**

During your scheduled times, you will be helping with paintball equipment, explaining the rules, and refereeing the games.

**Paintball Game:**

We will be playing capture the flag.

Paintball Schedule		
Tuesday & Wednesday	All Play	1:00 - 3:00
Thursday	All Play	3:30 - 5:00

# Canoe Monitor

**Area:**

The dock at the lake

**Responsibility:**

You will assist the life guard with campers using canoes. You will make sure that each camper properly puts on and wears a life jacket. Canoes may have no more than three people in them at a time and can stay out for 20 or 30 minutes at a time. You will want to keep track of time and where each canoe is located at all times.

# Waterslide

**Area:**

Waterslide behind the dining hall

**Responsibility:**

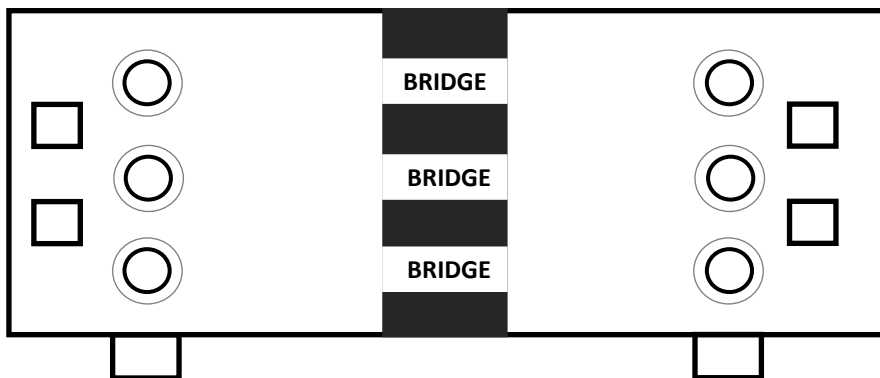
You will make sure the water is turned on and the slide is wet enough for campers to go down. Make sure no camper goes down the slide until everyone is off the slide below. It is okay for campers to make trains to go down the slide, but they cannot be over 4 campers at a time. Jeans cannot be worn or anything that could tear the waterslide. No walking on water slide.

# **Senior Camp Games**

# BARRICADES & BRIDGES

(Monday Evening)

**Objective:** To attack and destroy the opposing teams strongholds



## **Directions:**

Cross the bridge and safely arrive at the opposing teams castle without being hit or tagged . Once the correct number of players have safely arrived the opposing teams castle it is destroyed.

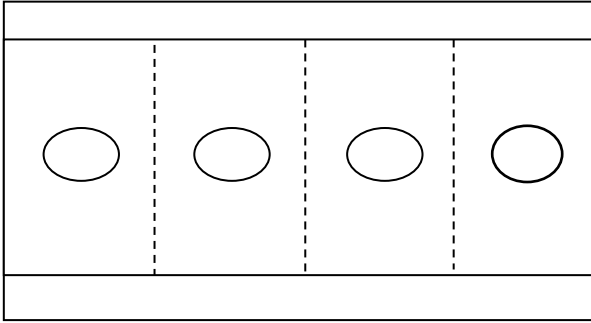


# TUBE TUG

(Guys Tuesday Morning - Girls Wednesday Morning)

## Objective:

For each cabin to retrieve as many inner tubes as possible from the playing before the opposing team.



## Rules:

- The game leader will designate a number of campers competing each turn. Campers should rotate through participating for their cabin.
- When the whistle is blown campers will try and carry as many inner tubes as possible back across their starting line while staying in their lane. Tubes may not be thrown back across the starting line.
- During some rounds a (Bonus) tube will also be placed in the stack.
- Campers should only go for the inner tube and not for the opposing campers.

# BATTLE LINES

(Girls Tuesday Morning - Guys Wednesday Morning)

## Objective:

Teams will divide into groups and place groups on each team line. Teams will face opposing directions and try to kick or hit there ball pass there teams endline.

# Castles and Catapults

*(TUESDAY NIGHT)*

## **Objective:**

Collect your teams pieces and properly build your castle. Once your castle has been checked destroy your castle using the catapult (kickball and launcher).

## **Rules:**

- Line up with you cabin at a the designated area
- Cabin members will check the castle guide and retrieve puzzle pieces from the quarry
- Once your team has completed the puzzle use your “catapult” to destroy the castle.

# AMPHIBIOUS DAY

## TUG OF WAR

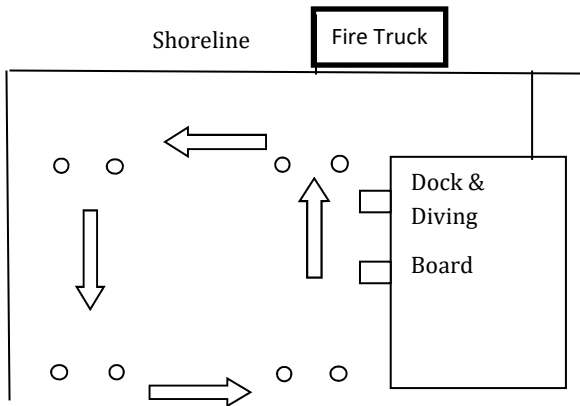
(Thursday Amphibious Day)

### Objective:

The objective is to see which team can hold on the longest without crossing the line.

## CANOE SLOLAM

(Thursday Amphibious Day)



### Directions:

Each team will have their own canoe. In each canoe there will be two counselors and two campers. The counselors will be rowing the canoe through the gates in the direction shown above. Each canoe will be equipped with the appropriate floatation devices, two oars, and two super soakers. Nothing else will be allowed in the canoe.

### Rules:

- The campers on the shore are not allowed to touch the canoes.
- The riders in the canoes are not allowed to dump the other team's canoes.
- No grabbing or ramming the opposing teams' canoe.
- No back tracking. If a canoe misses the gate they must continue to the next gate. No turning around
- The canoes must go in the direction indicated on the diagram.
- The canoes must attempt every gate in consecutive order.

# FRISBEE GOLF

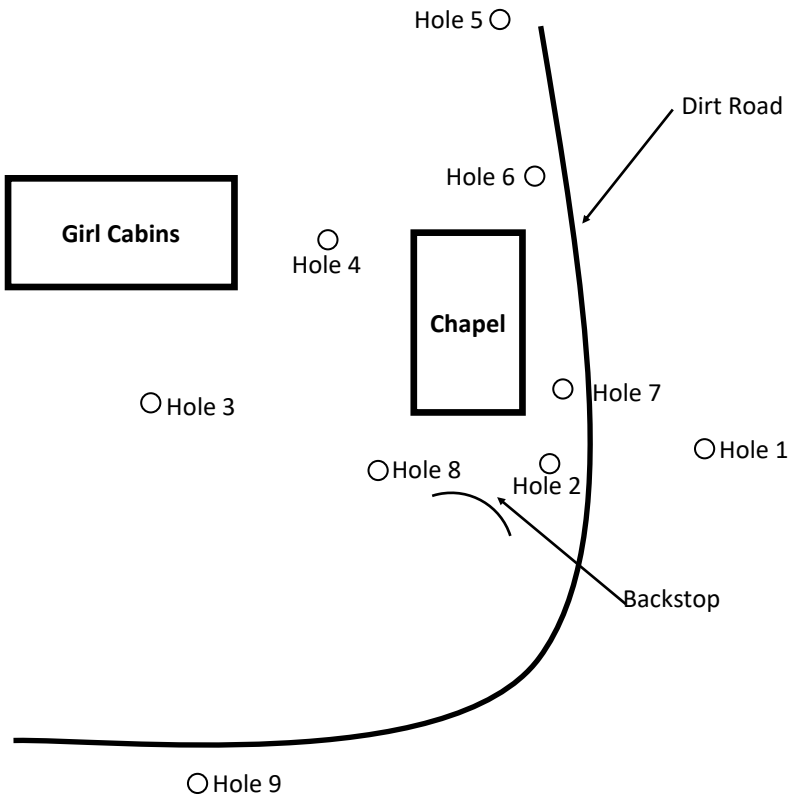
(Tuesday - Friday)

## Start:

You will start at the backside of the baseball back stop. Frisbees, score cards, and pencils will be there.

## 9 Hole Course:

- *Hole 1* - By the big tree with a dead stump to the right by the parked cars (Par 3)
- *Hole 2* - Down the hill by the chapel. This is the hill back down to the baseball field (Par 2)
- *Hole 3* - By the electrical box below girls cabin by tube tug area (Par #)
- *Hole 4* - By the lost and found tables next to the chapel (Par 3)
- *Hole 5* - By the dirt road close to the highway (Par 4)
- *Hole 6* - By the guest house located just off the dirt road (Par 2)
- *Hole 7* - Beside the road on the chapel side between hole 2 and 6. (Par 3)
- *Hole 8* - Behind the baseball stop (Par 0)
- *Hole 9* - By the boys cabins along the dirt road. (Par #)



**Rules:**

- Frisbee Golf is played like regular golf only using a flying disc. One point is counted each time the disc is thrown. The object is to acquire the lowest score.
- Each player will get one frisbee disc to use.
- No more than five players can go at a time.
- Tee off throws must be completed within or behind the designated disc hole. Do not throw until the players in front of you are out of range.
- After teeing off, the player whose disc is farthest from the hole always throws first. The player with the least amount of throws on the previous hole is the first to tee off on the next hole.
- Do not throw your disc until you are sure its flight or landing will not distract another player.
- A disc that lands in the disc golf basket constitutes a successful completion of that hole.

**Points:**

- Each player will receive a star for playing.
- One star is given to each player per day that they play.
- A gold star will be given to those who score a 28 or less.
- A silver star will be given to those who score a 29 to 31.
- A red star will be given to those who score a 32 or above.
- Only one gold or silver star may be earned for the week.

# **Senior Camp Master Schedule**

# Monday

Time	Event	Location
12:30 - 2:30	Registration	
12:30 - 2:30	<ul style="list-style-type: none"><li>• Check in at registration table, medical table, and T-shirt table</li><li>• Park vehicles behind chapel in field</li></ul>	
<b>COUNSELOR / STAFF MEETINGS</b>		
2:30 - 3:00	Tour of camp for new counselors	Dining Hall
3:00 - 3:45	Kitchen Staff Meeting	Dining Hall
3:00 - 3:15	New Counselor and Team Leader Meeting	Chapel
3:15 - 4:00	Counselor / Staff Meeting	Chapel
4:15 - 5:00	Opening Ceremonies	Chapel
5:00 - 5:20	Team Meetings	
5:20 - 5:50	Cabin Meetings	Cabins
6:00 - 6:45	Supper	Dining Hall
6:45 - 7:30	Main Activity: Barricades & Bridges	Upper Field
7:30 - 8:00	Free Time	
8:00 - 9:30	Evening Rally	Chapel
10:00 - 10:30	“Cool Down” and Get Ready for Bed	Cabin

# Saturday

Time	Event	Location
7:00 - 8:00	Rise, Clean and Empty Cabins	
7:45 - 8:15	Breakfast	
8:15 - 9:45	First: Clean Cabin Second: Clean Camp	
9:45 - 10:15	Awards and Closing Remarks <i>(cabin of the year closing challenge)</i>	Front of dining hall

# Tuesday

Time	Event	Location
7:30 - 8:10	Rise, Clean Cabins	
7:45 - 8:20	Staff Meeting	Dining Hall
8:10 - 8:20	Flag Raising	
8:20 - 9:00	Breakfast	
9:00 - 10:15	Morning Rally	Chapel
10:15 - 11:00	God and I Time	
11:00 - 12:00	Games: Boys - Tube Tug & Girls - Battle Lines	Middle Field
12:00 - 12:15	Free Time	
12:15 - 1:00	Lunch	
	<i>1:00 - 3:00 Paintball</i>	
	<i>1:00 - 5:00 Frisbee Golf, 9 Square, Gaga Ball</i>	
	<i>2:00 - 4:00 Snack Shop</i>	

## Girls Afternoon Activities

1:00	<b>Mandatory Waterfront Meeting (All Girls)</b>	Lake
1:30 - 3:00	Swimming, Water Slide,	
3:00 - 5:00	Check Soccer/Volleyball Schedule (See Page 35)	

## Boys Afternoon Activities

1:00 - 3:00	Check Basketball/Volleyball Schedule (See Page 35)	
1:30 - 2:45	Preaching Class	
3:00	<b>Mandatory Waterfront Meeting (All Boys)</b>	Lake
3:30 - 5:00	Swimming, Water Slide	
4:00 - 5:30	Music Contest (Vocal Solo)	Chapel
5:30 - 5:55	Counselor Meeting	Dining Hall
5:55 - 6:00	Flag Lowering	
6:00 - 6:45	Supper	
6:45 - 7:30	Main Activity: Castles & Catapults	Upper Field
7:30 - 8:00	Free Time	
8:00 - 9:30	Evening Rally	Chapel
10:00 - 10:30	"Cool Down" and Get Ready for Bed	



# Wednesday

Time	Event	Location
6:30 - 7:15	3K Run	Middle Field
7:30 - 8:10	Rise, Clean Cabins	
7:45 - 8:20	Staff Meeting	Dining Hall
8:10 - 8:20	Flag Raising	
8:20 - 9:00	Breakfast	
9:00 - 10:15	Morning Rally	Chapel
10:15 - 11:00	God and I Time	
11:00 - 12:00	Games: Girls - Tube Tug / Boys - Battle Lines	Middle Field
12:00 - 12:15	Free Time	
12:15 - 1:00	Lunch	
	<i>1:00 - 3:00 Paintball</i>	
	<i>1:00 - 5:00 Frisbee Golf, 9 Square, Gaga Ball</i>	
	<i>2:00 - 4:00 Snack Shop</i>	

## Girls Afternoon Activities

1:00 - 3:00 Swimming, Water Slide, Paintball

3:00 - 5:00 Check Soccer/Volleyball Schedule (See Page 35)

## Boys Afternoon Activities

1:00 - 3:00 Check Basketball/Volleyball Schedule (See Page 35)

1:30 - 3:00 Preaching Class

3:00 - 5:00 Swimming, Water Slide,

4:00 - 5:30 Music Contest (Instrumental Solo)

Chapel

5:30 - 5:55 Counselor Meeting

Dining Hall

5:55 - 6:00 Flag Lowering

6:00 - 6:45 Supper

7:00 - 8:30 Evening Rally

Chapel

8:30 - 9:00 Snack Attack

9:00 - 9:45 Camp Fire

Fireside

9:45 - 10:30 "Cool Down" and Get Ready for Bed

Cabins

# Thursday

<b>Time</b>	<b>Event</b>	<b>Location</b>
7:30 - 8:10	Rise, Clean Cabins	
7:45 - 8:20	Staff Meeting	Dining Hall
8:10 - 8:20	Flag Raising	
8:20 - 9:00	Breakfast	
9:00 - 10:15	Morning Rally	Chapel
10:15 - 11:00	God and I Time	
11:00 - 12:15	Boys Soccer / Girls Basketball Championship	Basketball Courts
11:00 - 12:15	9 Square, Gaga Ball, Frisbee Golf, Free Time	
12:15 - 1:00	Lunch	Lake
1:00 - 2:30	Amphibious Day Activities	Lake
2:30 - 4:00	Snack Shop	
3:00 - 5:00	Combined Waterslide	
3:30 - 5:00	Paintball	
4:00 - 5:30	Music Competition (Vocal Ensemble)	Chapel
5:30 - 5:55	Counselor Meeting	Dining Hall
5:55 - 6:00	Flag Lowering	
6:00 - 6:45	Supper	
7:00 - 8:30	Evening Rally	Chapel
8:30 - 9:00	Free Time	
9:00 - 10:00	The Castle Walls	Upper Field
10:00 - 10:30	"Cool Down" and Get Ready for Bed	

# Friday

Time	Event	Location
7:30 - 8:10	Rise, Clean Cabins	
7:45 - 8:20	Staff Meeting	Dining Hall
8:10 - 8:20	Flag Raising	
8:20 - 9:00	Breakfast	
9:00 - 10:15	Morning Rally	Chapel
10:15 - 11:00	God and I Time	
11:00 - 12:00	Boys Basketball / Girls Soccer (Check Pg 35)	
12:00 - 12:15	Free Time	
12:15 - 1:00	Lunch	
	<i>1:00 - 4:00 Combined Waterslide, Frisbee Golf, 9 Square, Gaga Ball</i>	
	<i>2:00 - 4:00 Snack Shop (money will be returned)</i>	
Girls Afternoon Activities		
1:00 - 3:00	Swimming	
3:00 - 4:00	Girls Volleyball (See Page 35)	
4:00 - 5:00	Girls Camper Counselor Volleyball Game	Volleyball Court
Boys Afternoon Activities		
1:00 - 2:00	Boys Volleyball Schedule (See Page 35)	
2:00 - 3:00	Boys Camper/Counselor Volleyball Game	Volleyball Courts
3:00 - 4:45	Swimming	
5:30 - 5:55	Counselor Meeting (score sheets due)	Dining Hall
5:55 - 6:00	Flag Lowering	
6:00 - 6:45	Supper	
7:00 - 8:30	Evening Rally	Chapel
8:30 - 9:00	Cabin Testimonies	Quiet Place
9:00 - 9:30	Ice Cream	Dining Hall
9:30 - 10:15	Awards and Camp Video	Chapel
10:15 - 10:45	Get Ready for Bed	

Saturday Schedule is on Page 44

# Basketball/Volleyball/Soccer Schedule

<b>Boys Basketball Schedule</b>		
<b>Tuesday</b>	Warriors (Red) vs Guardians (Green)	1:00 - 2:00
	Conquerors (Yellow) vs Knights (Blue)	2:00 - 3:00
<b>Wednesday</b>	Warriors (Red) vs Knights (Blue)	1:00 - 2:00
	Conquerors (Yellow) vs Guardians (Green)	2:00 - 3:00
<b>Friday</b>	Warriors (Red) vs Conquerors (Yellow)	11:00 - 12:00
	Guardians (Green) vs Knights (Blue)	11:00 - 12:00
<b>Boys Volleyball Schedule</b>		
<b>Tuesday</b>	Knights (Blue) vs Conquerors (Yellow)	1:00 - 2:00
	Guardians (Green) vs Warriors (Red)	2:00 - 3:00
<b>Wednesday</b>	Conquerors (Yellow) vs Guardians (Green)	1:00 - 2:00
	Warriors (Red) vs Knights (Blue)	2:00 - 3:00
<b>Friday</b>	Guardians (Green) vs Knights (Blue)	1:00 - 2:00
	Warriors (Red) vs Conquerors (Yellow)	1:00 - 2:00
<b>Girls Volleyball Schedule</b>		
<b>Tuesday</b>	Knights (Blue) vs Warriors (Red)	3:00 - 4:00
	Guardians (Green) vs Conquerors (Yellow)	4:00 - 5:00
<b>Wednesday</b>	Conquerors (Yellow) vs Knights (Blue)	3:00 - 4:00
	Warriors (Red) vs Guardians (Green)	4:00 - 5:00
<b>Friday</b>	Conquerors (Yellow) vs Warriors (Red)	3:00 - 4:00
	Knights (Blue) vs Guardians (Green)	3:00 - 4:00
<b>Girls Soccer Schedule</b>		
<b>Tuesday</b>	Conquerors (Yellow) vs Guardians (Green)	3:00 - 4:00
	Warriors (Red) vs Knights (Blue)	4:00 - 5:00
<b>Wednesday</b>	Warriors (Red) vs Guardians (Green)	3:00 - 4:00
	Conquerors (Yellow) vs Knights (Blue)	4:00 - 5:00
<b>Friday</b>	Knights (Blue) vs Guardians (Green)	11:00 - 12:00
	Conquerors (Yellow) vs Warriors (Red)	11:00 - 12:00

## Daily Count Sheet for Camper Snack Shop Money and Stars

Camper Name	Mon. \$	Mon. Stars	Tues. \$	Tues. Stars	Wed. \$	Wed. Stars	Thur. \$	Thur. Stars



## **Star Explanation**

Stars should be recorded on the cabin competition sheet and turned in to the Program Director at the counselor meeting on Friday at 5:30 pm.

### **Devotions: 5 BLUE**

1 blue star for each devotional completed.

### **Memory Work: 8 GREEN - 1 GOLD**

1 green star for each memory verse completed. A gold star will be awarded to each of the campers who complete all of the memory work.

### **Bible Memory Challenge: 1 GOLD**

1 gold star to the first 15 campers who complete the Bible memory challenge.

### **Preaching Class: 1 or 2 Stars**

1 red star for participating in the class on Tuesday and 1 red or 1 silver star for preaching on Wednesday.

### **Music Competition: 3 RED**

1 red star per day for participating. If the camper placed he may receive a gold or silver star instead of a red star.

### **Frisbee Golf: 4 RED**

1 red star per day for participating. If a camper scores a 28 or lower, a gold star will be given in place of a red star. If a camper scores a 29-31, a silver star will be given in place of a red star. A camper may only receive one gold or silver star for the week.

### **3K Race: 1 or 2 Stars**

1 red star per day for participating. If a camper placed he may receive a gold or silver star instead of a red star. The camper will also receive a silver star for beating the time/staff member running.

### **Paintball: 3 RED**

1 red star per day will be given for participating.

### **Basketball:**

**BOYS:** The champion will be determined by a round robin style tournament. During the tournament each participant may receive one red star per day. The 1st place team will also receive a gold star. And the 2nd place team will also receive a silver star. **GIRLS:** will have one game championship on Thursday. 1st place will receive gold star and 2nd place will receive the silver star.

### **Volleyball:**

The volleyball champion will be determined through a round robin style tournament. During the tournament each participant may receive one red star per day. The 1st place team will receive a gold star in addition to any red stars. The 2nd place team will get a silver star in addition to any red stars.

### **Soccer:**

**GIRLS:** The soccer champion will be determined through a round robin style tournament. During the tournament each participant may receive one red star per day. The 1st place team will also receive a gold star. And the 2nd place team will also receive a silver star. **BOYS:** one game championship game will be played on Thursday. 1st place will receive gold star and 2nd place will receive the silver star.

### **Counselors:**

Counselors may receive stars for the 3K race, devotions, frisbee golf, music competition, paintball, and verses. No counselor can be in the Bible memory challenge. No medals will be awarded to counselors.

## Expectations for Saturday Check-Out

**All Bathrooms:** Scrub shower, wipe sinks/counters, inside/outside toilets, empty feminine containers & replace with clean liner, sweep & mop floor with bleach, empty trash.

**Cabins:** Sweep, wipe table, empty trash, make sure **Light Blue** mattress on the top bunk, **Dark Blue** mattress on bottom. Each cabin should have (1 broom, 1 dust pan, 1 trash can).

**Chapel:** Fold chairs, Vacuum entire carpet & stage, sweep & mop bathrooms with bleach, wipe sinks/counters, inside/outside of toilets, empty feminine containers & replace with clean liner, empty trash. Stack the benches that are around the fire pit and place them on the concrete slab. Lost and found items can then be placed on the top of the benches.

**Kitchen:** All dishes clean and put away, clean **All** appliances, wipe counters, empty dishwasher clean out tray, wash towels and put away, sweep & mop with Bleach, empty trash.

**Dining Hall:** Wash & fold up tables, sweep & mop floor with Bleach, wipe wall under serving line. Sweep the sidewalk in front and the back.

**ED'S / Guest / Nurse:** Sweep or Vacuum, wipe sinks/counters, inside/outside toilets, clean showers, empty trash.

**Snack Shack:** Wipe out refrigerators, sweep. Mop if anything was spilled on floor. Empty trash.

**Craft Building:** Sweep

**Swim Area:** Pick up all trash on the ground and put in trash can. Take lost and found items to the fire pit by the chapel.

**Fields/ Parking:** Pick up all trash and put in garbage cans. Pick up large rocks and sticks and throw in the woods (helps the person who mows). Take lost and found items to the fire pit by the chapel.

\*Cleaning Supplies are located in Laundry Room. Spray Bottles for toilets, sinks, counters. **Bleach is for floors only!**

### SATURDAY SCHEDULE

Time	Event	Location
7:00 - 8:00	Rise, Clean and Empty Cabins	
7:45 - 8:15	Breakfast	
8:15 - 9:45	First: Clean Cabin Second: Clean Camp	
9:45 - 10:15	Awards and Closing Remarks <i>(cabin of the year closing challenge)</i>	Front of dining hall